



.....	1
.....	5
.....	14
.....	15
.....	I-1
.....	EGM-1

---


---

2022 1 24

1820

2023 12 31

2020 12 29




2020 12

29

2002 7 3

2022 3 2



PMHC 30%

2022 1 24

2022 1 1 2024 12 31

14.07

PMGHC

Pacific Millennium Global Holdings Corporation


PMHC

189,488,200  
63.02%

571

0.01

%



1.188 1.0



PACIFIC MILLENNIUM PACKAGING GROUP CORPORATION

: 1820

PO Box 472  
2nd Floor, Harbour Place  
103 South Church Street  
George Town  
Grand Cayman KY1-1106  
Cayman Islands

89

21 2104

2020 12 29

2021 1 27

2020 12 29

2021 1 1

2022 1 24

2024 12 31

(ii)

(iv)

(iii)

(i)

2022 1 24


2022 1 24

(i)

(ii)

2024 12 31





(i)

(iii)

(ii)

(a)

(b)

(a)

(b)

(c)

(a)

---

---

(a)

(b)

(c)

(d)

2019	2020	2021	2021	2022	2023
12 31	12 31	12 31	12 31	12 31	12 31
89.5	86.8	66.3	67.0	67.0	67.0
106.3	103.1	78.8	79.6	79.6	79.6

(1)

(2)

	2019	12	31	2020	12	31	2021	12	31	
				101.9			5.4			48.0
	205.2		6.4		57.0			2019	12	31

2020 12 31

2021 12 31

	2022	2023	2024
	12 31	12 31	12 31

1 2 3

	140.0	82.0	94.0
	166.3	97.4	111.7

:

1.	2022 12 31	(i) 2021 12 31	(ii)
	48.0	57.0	
	2022 12 31		2022 12 31

2. 2023 12 31 2023 12 31

3. 2024 12 31 2024 12 31



---



---

	Stone Tan China	5%		39%
			PMGHC	80%
	20%			
30%			TCC Entrepreneur Trust	TCC Education Trust
60%	40%			

			Stone Tan China		Stone Tan
China	PMGHC		61.0%	PMGHC	
192,424,200				64%	80%

14A

5% 10

14A

---

---

398 2 2 2022 3 29 9 EGM-1  
EGM-2 A

17M

183  
48

PMHC

PMHC

PMHC

2022 3 29

2022 3 24

2022 3 23

183 17 1712 1716

2022 3 8



PACIFIC MILLENNIUM PACKAGING GROUP CORPORATION

: 1820

2022 3 8

15 25

5 13

2022 3 8





建泉融資有限公司  
VBG Capital Limited

39

18

2022 3 8

2020 12 29

2021 1 27

2021 1 1  
67.0

2023 12 31

2022 1 24

2024 12 31

---

---

14A

(i)

(ii)

(iii)

PMGHC PMHC

---

---

2024 12 31

1.

25

2020 12 31

2,000

2018 12 10

2018 11 30

262.5


44.4

2019

2021

2020

138.2



2021

2021 9

2022

2015

---



---

Reportlinker  
(Global and China Financial  
Leasing Industry Report, 2020 to 2026) ([https://www.reportlinker.com/p05779380/Global-and-China-Financial-Leasing-Industry-Report.html?utm\\_source=PRN](https://www.reportlinker.com/p05779380/Global-and-China-Financial-Leasing-Industry-Report.html?utm_source=PRN))

	2019	12,130			
2020	2026	80	353	51.6%	
2019			66,540		
	2026		13		
					2000

2020 6

The  
Provisional Rules on  
Leasing Companies for  
Financing Purpose

2018 5

The  
Adjustments to the  
Duties of  
Administration of  
Financial Leasing  
Companies, Commercial  
Factoring Companies  
and Pawnshops

2017 6

Resolutely Curbing the  
Illegal Financing of the  
Local Governments in  
the Name of  
Government  
Procurement of  
Services

2015 9

Guiding Opinions of  
Accelerating the  
Development of the  
Financial Leasing  
Industry

2013 9

The  
Measures for the  
Supervision and  
Administration of  
Financial Leasing  
Enterprises

(i)

(ii)

2.

2022 1 24

(1)

(2)

2024 12 31

(i)

(ii)

(iii)

(a)

(b)

(i)

		2019	2021
	(ii)		
2021	11	24	2022 1 23

(www.hkex.com.hk)

38

(i)

(ii)

(iii)

(i)

(ii)

3.

2022      2023      2024    12    31

2022					140.0
2023					82.0
2024					94.0

(i)



---

---

(ii)

2022 2023 2024

2022 2022  
2022 2022  
2021 12 31 2022  
2022 49 %  
51 %

2023 2024

inline flexographic folder gluer

flexographic printers

20 40 30

(2020) <https://dzswgf.mofcom.gov.cn/news/5/2021/9/1631698018580.html>

2020

11.8

10.9 %

47

<http://www.gov.cn/xinwen/>

2021-02/03/5584518/files/bd16adb558714132a829f43915bc1c9e.pdf

2020

---

782  
2020  
file/2020/11/20201208171414567.pdf

79.1 %  
[https://www.caitec.org.cn/upfiles/](https://www.caitec.org.cn/upfiles/2020)  
2020 COVID-19

2021  
2019  
2022 2023 2024  
2019 1 1  
16  
2024  
2022 2023

2022  
2023 2024  
2022  
4.

(i) 2024 12 31 14A.53 14A.55  
(ii)  
(iii)

---

---

14A.56

2019 2020

(i)

(ii)

2022 3 8

---

---

1.

2.

	XV	7	8	XV		(i)
352					(ii)	
10					(iii)	
						1
					15,578,800 (L)	5.18%
			2		2,254,000 (L)	0.75%
					1,445,000 (L)	0.48%

:

(1) L

(2) 15,578,800

(i) XV  
XV 7 8

	(ii)	352	
	(iii)		
3.			336
		XV	2 3
			1
PMHC		189,488,200 (L)	63.02%
		192,424,200 (L)	64.00%
Elite Age International Limited Elite Age 3		192,424,200 (L)	64.00%
Star Concord Worldwide Limited Star Concord 3		192,424,200 (L)	64.00%
Ample Bright Management Limited Ample Bright 4		192,424,200 (L)	64.00%
Fortune China Resources Limited Fortune China 4		192,424,200 (L)	64.00%



---

---

4.

5.

6.

2020 12 31

7.

1

6

(i)

(ii)

2020 12 31

---

---

8.

2020 12 31

9.

PO Box 472, 2nd Floor, Harbour Place, 103 South Church  
Street, George Town, Grand Cayman KY1-1106, Cayman Islands

89

21 2104

183

17 1712 1716

10.

14

<http://www.hkexnews.hk>

<http://www.pmpgc.com>

(a)

(b)

(c)

(d)





PACIFIC MILLENNIUM PACKAGING GROUP CORPORATION

: 1820

2022 3 29 9  
 398 2 2 A

(i)	2022 1 24	(ii)	
2022 12 31		140.0	166.3
2023 12 31		82.0	
97.4	2024 12 31		94.0
111.7	(iii)		

2022 3 8

---

---

(1)

(2)

48

183

17M

(3)

3 29

2022 3 24

2022

2022 3 23

183

17 1712 1716

(4)

(5)

1.188

1.0